



---

Welcome and Thank You!  
Please Remember to Mute your Mics  
Call in: +1-415-655-0002  
Meeting number (access code): 132 097 3363  
Password: s9UtyWAMD65

# Mission of the Kentucky Governor's Office of Early Childhood

Provide leadership and direction for the Commonwealth by providing a comprehensive and sustainable prenatal to age five early childhood system that will ensure a strong foundation for all children.



# Meet the Team



◦ Amanda Flanary  
Project Manager



Amanda Riley  
Budget Analyst



Amy Neal  
Executive Director




Brenda Hagan  
Project Specialist



Juanita Webb  
◦ Project Manager  
◦



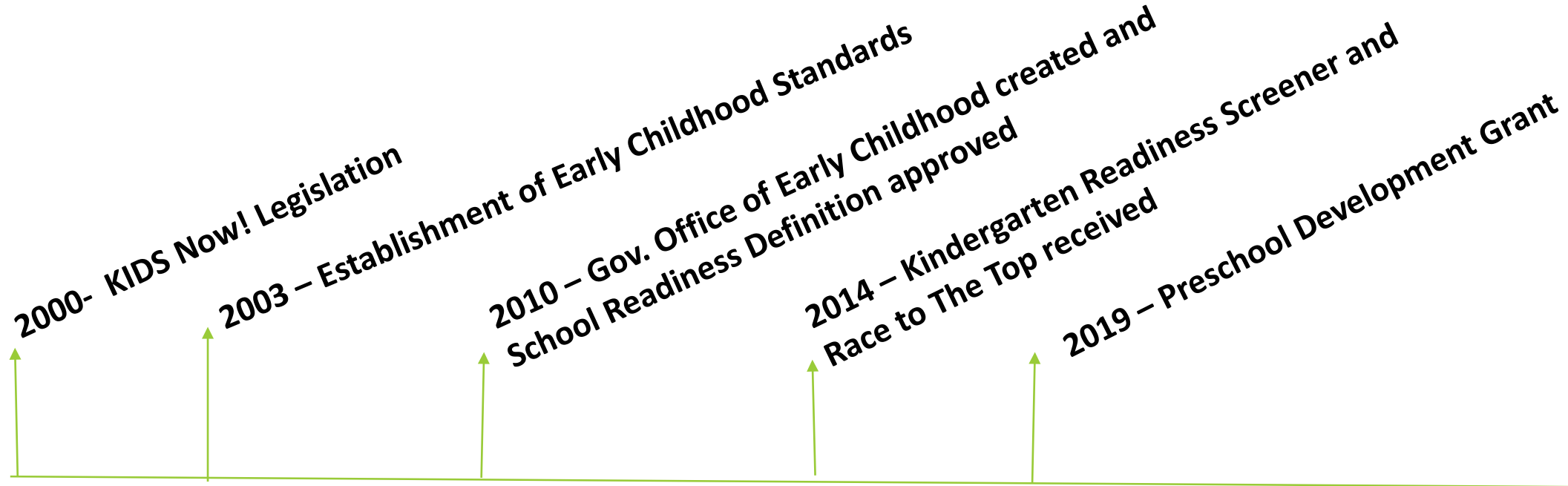
Sally Shepherd  
Deputy Executive Director  
State Head Start Collaboration Director



Savannah Propst  
Administrative Assistant



# Kentucky Early Childhood System Timeline

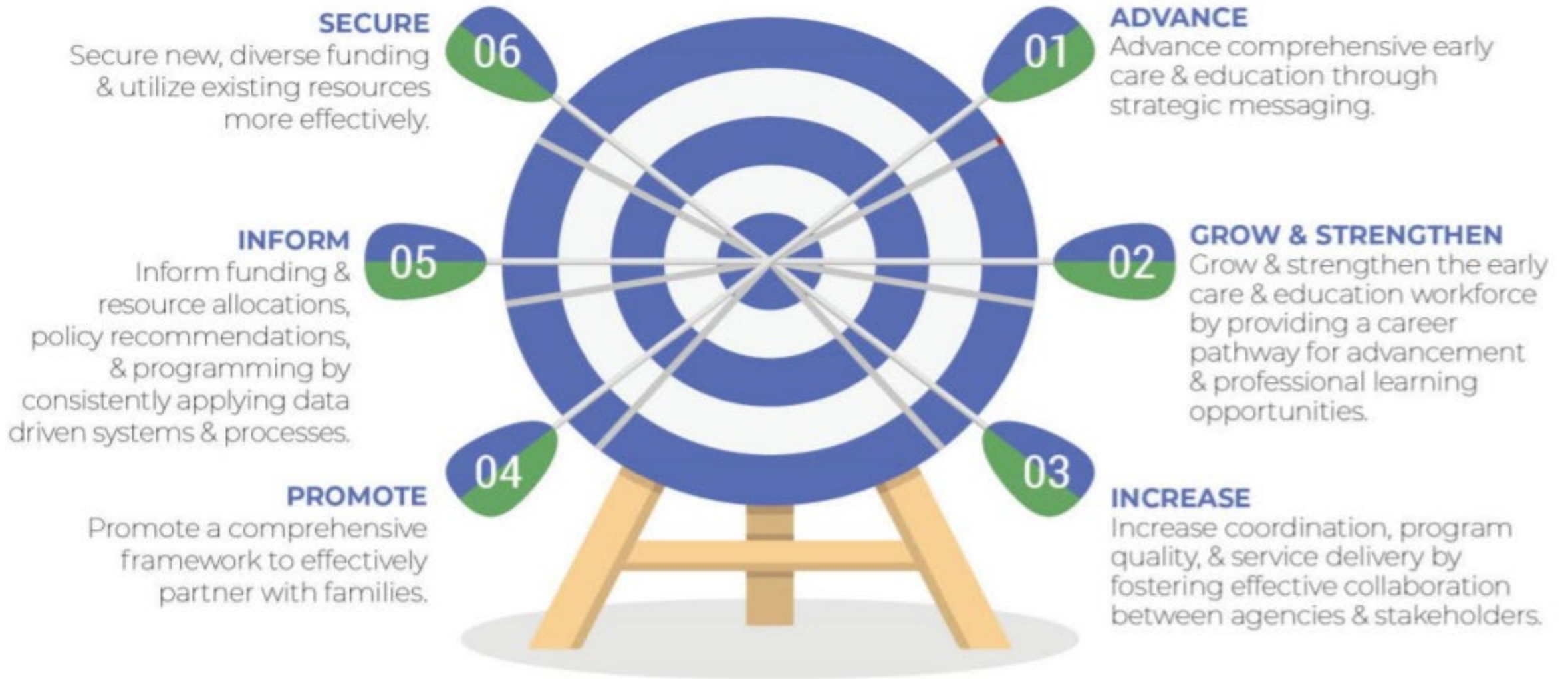


# Community Early Childhood Councils

Mobilizing local community members to build innovative, collaborative partnerships that promote school readiness.



# 2019-2024 GOALS



# Key Priorities to Accelerate Change

1.) Unification and Accountability of the Early Childhood System.

2.) Strengthening and Cultivating Strategic State and Local Partnerships.



# Kindergarten Readiness has Hovered Around 51% for the Last 5 Years

1. Unite partnerships to positively impact policy and practice.
2. Now more than ever, we must ensure the system responds to the needs of the families with young children.





# Community Early Childhood Councils



**KENTUCKY**  
GOVERNOR'S OFFICE OF  
EARLY CHILDHOOD  
READY TO GROW. READY TO LEARN & READY TO SUCCEED

# Kentucky Center for Statistics

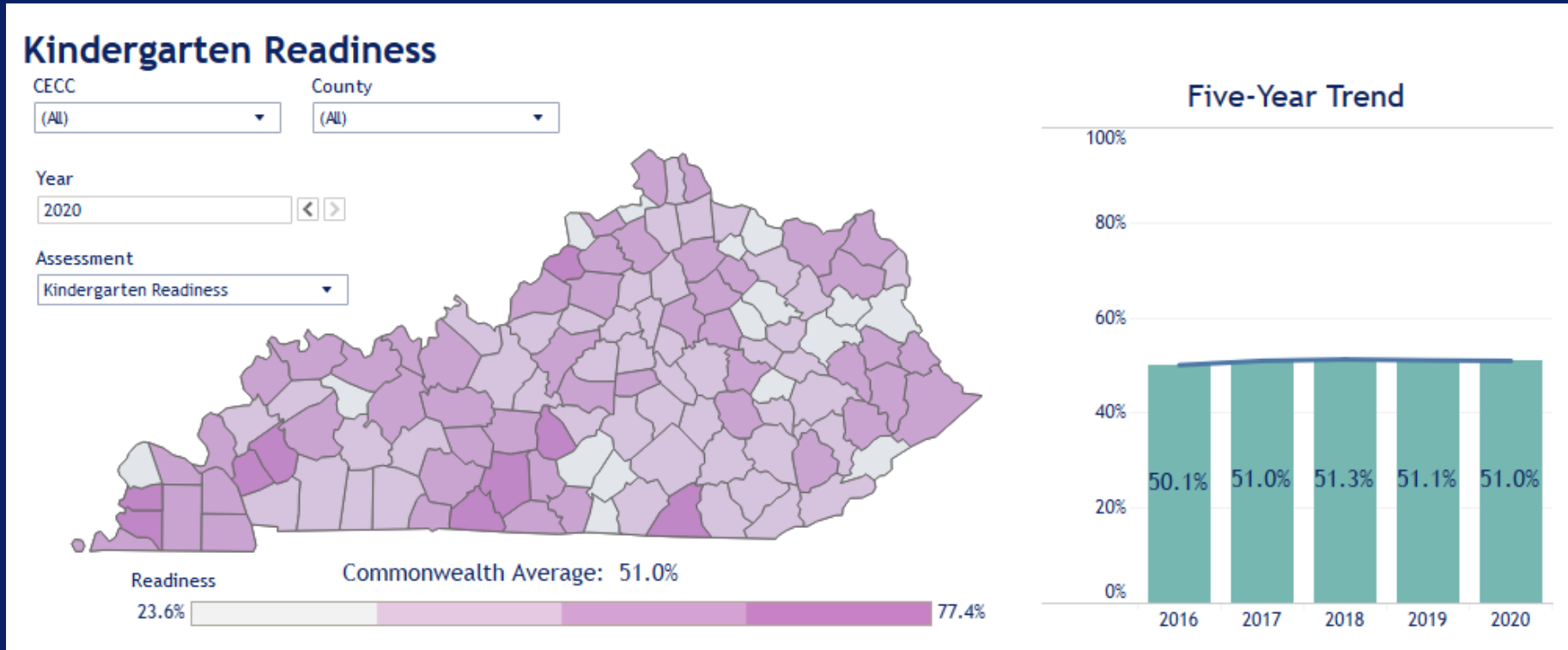


Uniting our data

Informing our Commonwealth

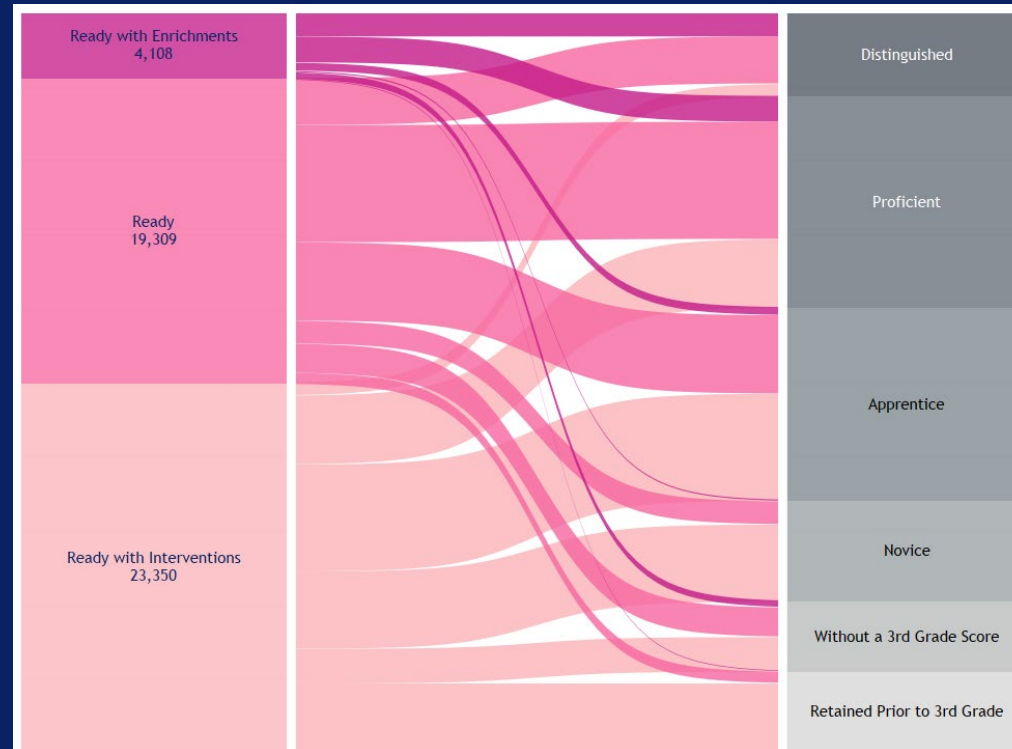
August 2020

# Kindergarten readiness has hovered around 51% for the last 5 years



# 78% of kindergarteners ready with interventions were not proficient in 3<sup>rd</sup> grade math

- 22.1% of 2016 kindergarteners ready with interventions reached proficiency in 3<sup>rd</sup> grade math in 2019 (27.8% in reading).
- 53.8% of 2016 kindergarteners ready reached proficiency in 3<sup>rd</sup> grade math in 2019 (58% in reading).
- 75.3% of 2016 kindergarteners ready with enrichment reached proficiency in 3<sup>rd</sup> grade math in 2019 (76.9% in reading).



# 3<sup>rd</sup> Grade Testing Flat

## Math Proficiency



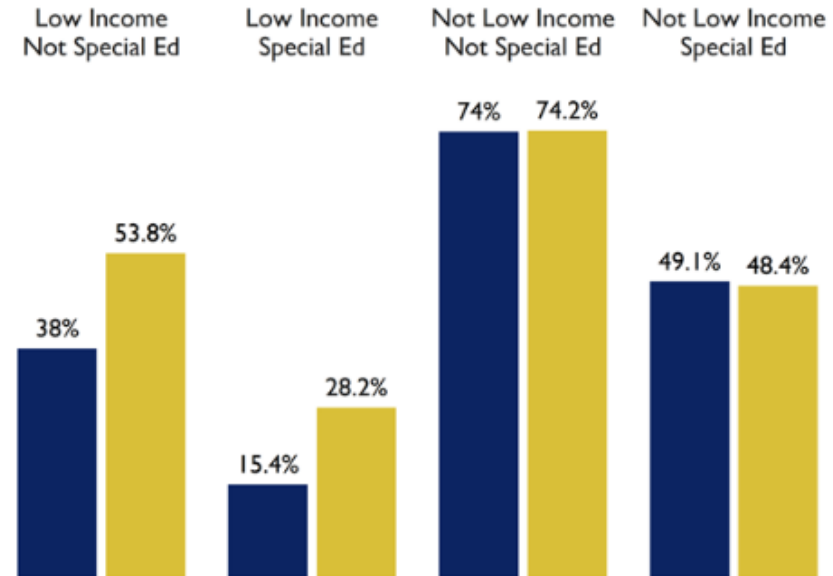
## Reading Proficiency



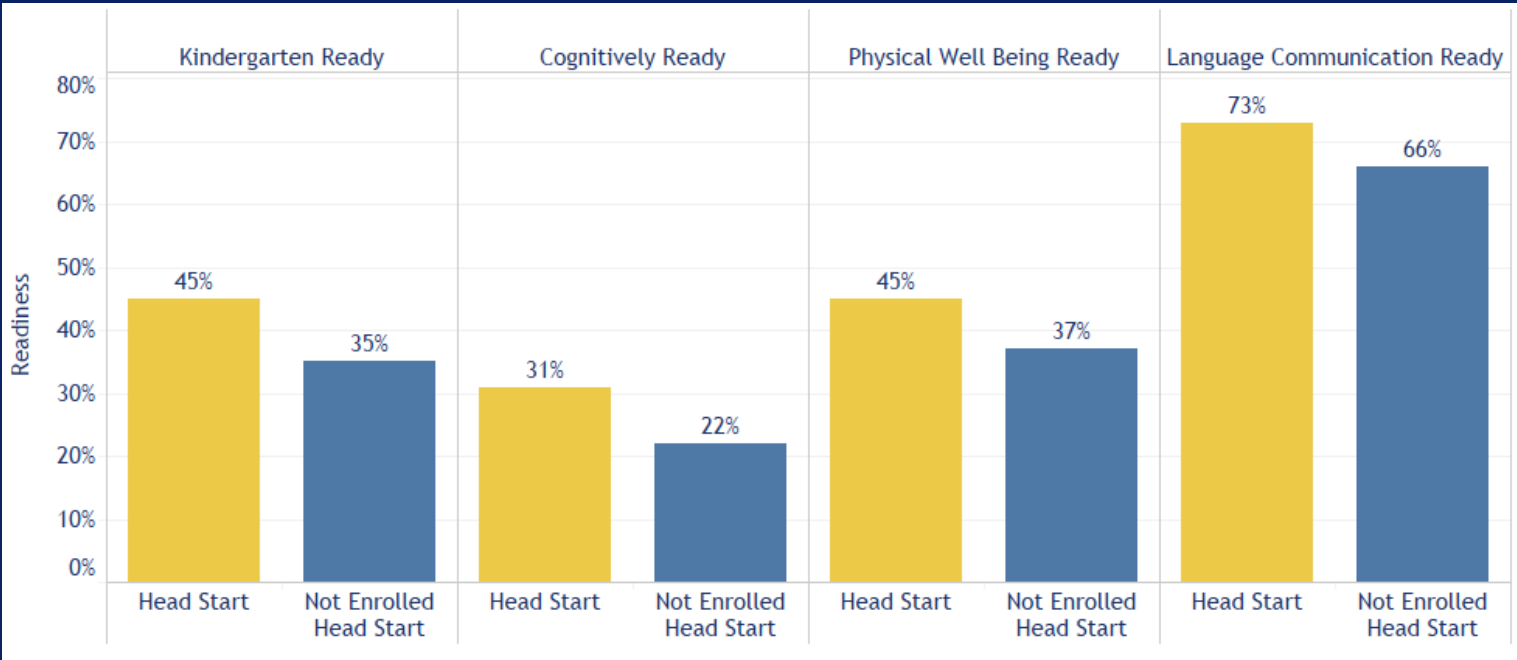
# Income Eligible Preschool Students were significantly more likely to be kindergarten ready

## Kindergarten Readiness for Public Preschool Attendees versus Non-Attendees

Among students who qualified for free or reduced lunch in kindergarten, those that attended public preschool, inclusive of Head Start, were significantly more likely to be kindergarten ready than those who did not attend public preschool. The same is not true for students who did not qualify for free or reduced lunch in kindergarten.



# Head Start Students, on average, out scored eligible students who were not enrolled



# Children Opportunities

- **Statewide, approximately 53,000 children are eligible for preschool and/or Head Start for income or disabilities.**
- **During Academic Year 2018, there were 34,000 individual children served in Head Start and/or public preschool.**
- **An additional 19,000 (36% of all 3 and 4 Year Olds) eligible children could be enrolled in public preschool or Head Start.**





# Quality Early Childcare

- **Approximately 2,000 early child care providers with a capacity of 158,000 in August 2020**
- **876 high quality participants (3 All STARS or higher) with a capacity of 77,000**
- **Statewide, capacity for only 58% of births from 2014-2018**



# Prior Setting Data

- Provide important information to communities.
- Creating strong data collection plans to ensure prior settings data is accurate and reliable.
- Plans should include current existing data, as well as collaboration with early care and education partners to assist with K Screener requirements.
- Community Early Childhood Councils should assist with messaging and collection.



# Requests from the Field

- 2017 provided the first evaluation for the Community Early Childhood Councils.
- Anecdotal reports suggest strong participation and collaboration and significant leveraging of resources to maximize funding provided by the state.
- Councils report that they implement 1-day family events where community partners come together to share resources, provide activities and distribute resources.
- One Council reported using a valid and reliable measure.



# Requests from the Field

- Improved RFA Process
- Improved Monitoring
- Staffing
- Cohesive Direction



Department of Education

Department of Community-Based Services

Department of Health

Public Libraries

The Business Community

Training Organizations

Advocacy/Public Policy Organizations

Workforce Investment

Foundations and Non-Profits

Department of Education

Department of Community-Based Services

Department of Health

Public Libraries

More Children Prepared for Kindergarten

Workforce Investment

Business Community

Training Organizations

Advocacy/Public Policy Organizations

Foundations and Non-Profits

# Kindergarten readiness has hovered around 51% for the last 5 years

- Ensuring equity and healthy beginnings starts here—access, quality and outcomes.
- State and local partnerships are critical to building a comprehensive early childhood system.
- Kentucky's Community Early Childhood Councils are the vehicles to coordinate efforts that respond to local needs.



# Call to Action

- Broaden and deepen local partnerships; the problems are complex and interconnected.
- Aim for a shared goal; work toward lasting change.
- Understand the local assets; mobilize funding.
- Follow the data; invest in proven strategies.







**Thank you for your Attendance and**  
**Participation!**